

July 2017 HMIS Governance Committee Report

Schedule

4th Friday of every Month at 11 AM

<i>Last</i>	<i>Next</i>	<i>Future</i>
June 30, 2017 True Worth Place	July 28th, 2017 TBD	August 25 th , 2017 TBD

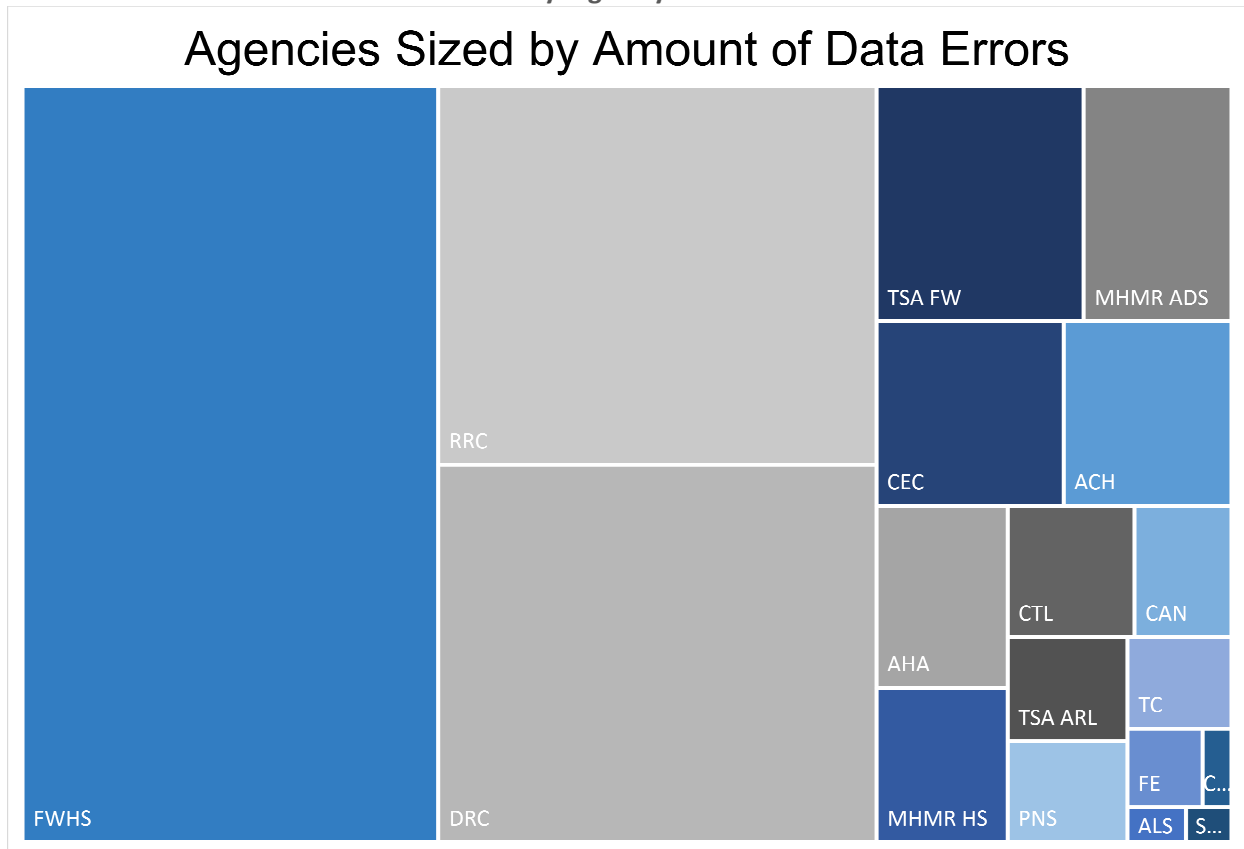
Report

The HMIS Committee met and discussed 2017 HMIS Fee Schedule, the need for revision of TX-601’s HMIS guiding documents, HMIS software migration agenda, upcoming HMIS Site Reviews, and implementing an Open Share policy among HMIS contributing agencies.

Most discussion was around the 2017 HMIS Fee Schedule. The Committee has created a fee schedule which scales better with an agency’s size, while reducing the billing complexity. The proposed fee schedule is based on the number of a programs an agency has active.

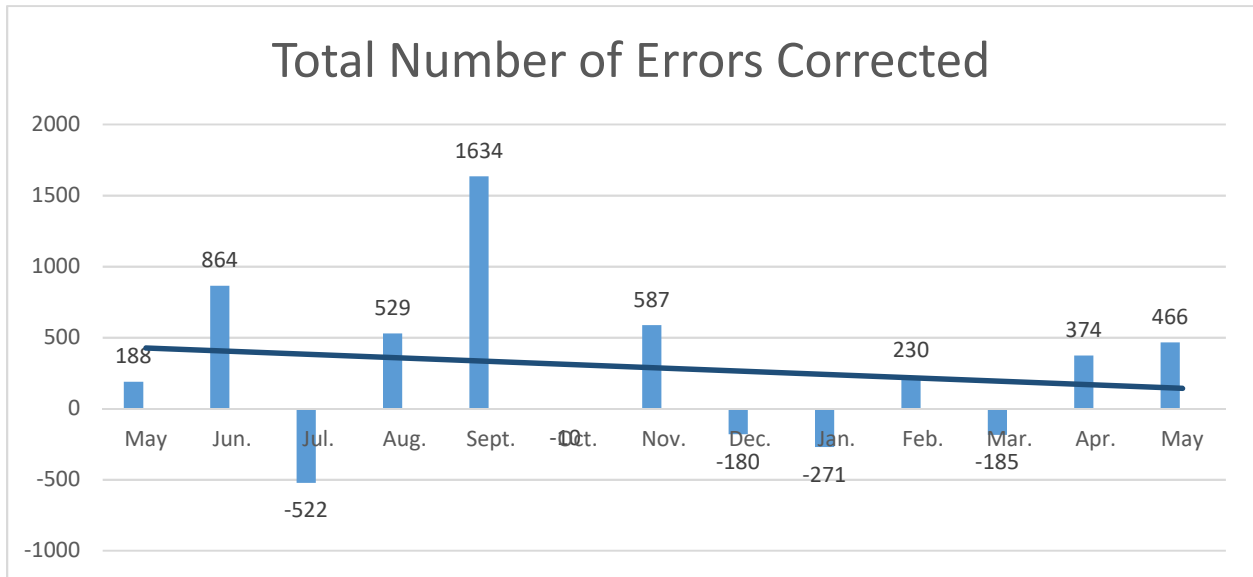
Data Quality Report

TX-601 COC Wide Data Error Portion by Agency*

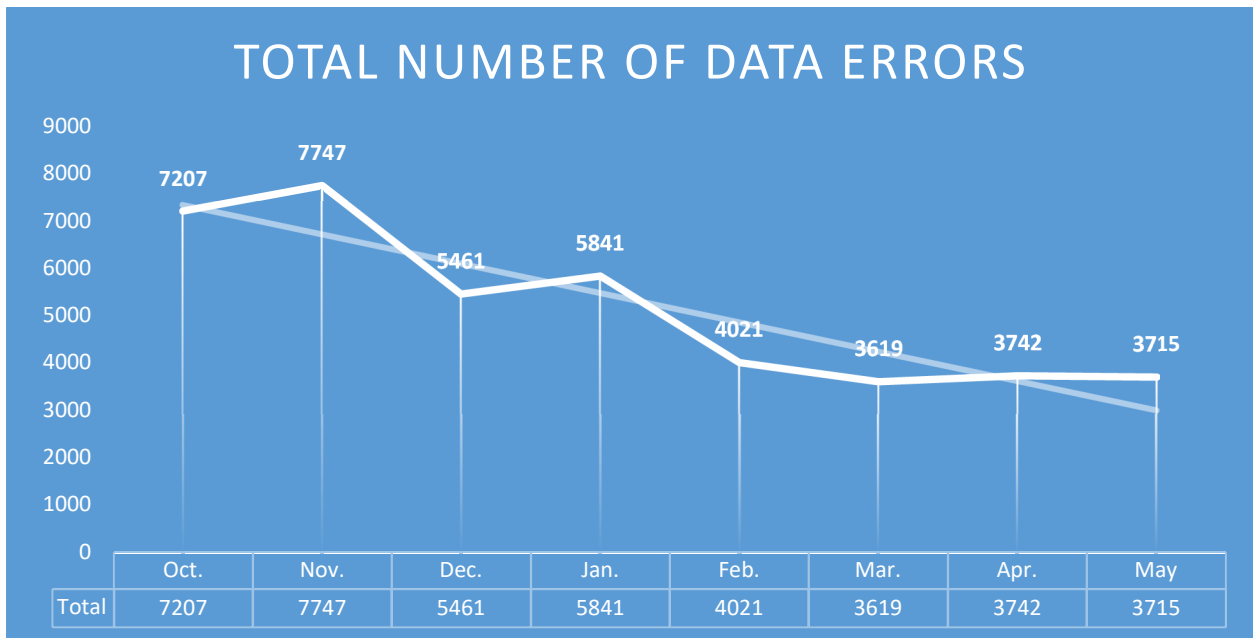


TX-601 COC Wide Data Repair Trend

July 2017 HMIS Governance Committee Report



TX-601 COC Total Data Errors and Trend



July 2017 HMIS Governance Committee Report

TX-601 Missing Data Report by Program (Target is <5%)

In April 2017 HUD required all HMIS software vendors make a standardized HMIS Data Quality report available to their clients. Efforts to Outcomes has made this report available for TX-601 contributing agencies. The report can be generated to assess the entire CoC’s data quality in a concise report. Therefore, under HUD’s recommendation, TCHC will be replacing the “Missing Data Report by Program” with a TX-601 wide HUD Data Quality report—appended to this document.

TX-601 Strategies to Improve Data Quality

Data Quality Challenge	Activities to Address & Prevent Errors	Progress
User Errors	<ol style="list-style-type: none"> 1. Provide Data Cleanup Training and Monthly Data Cleanup Advisories to Contributing HMIS Organizations (CHOs) 2. Incorporate AHAR participation into funding scorecards 3. Provide Quarterly Reports to CoC Board 4. Provide more robust training and support for Program Managers and Site Administration on data quality monitoring 	<ol style="list-style-type: none"> 1. HMIS Data Repair Workshops are hosted monthly. Data Cleanup Advisories are distributed each month. 2. Renewal funding scorecards will include HUD’s Data Quality scoring for 2017 3. On-going. 4. HMIS Office holding weekly report training
System Configuration (TCHC)	<ol style="list-style-type: none"> 5. CHOs and TCHC will review and update site and programs configuration in Qtr. 1 6. TCHC will work with CHOs to reconfigure “Tarrant County Emergency Shelters” site in Qtr. 2 7. Adopt policies and procedures to ensure new programs and significant modifications to programs are reflected in HMIS 	<ol style="list-style-type: none"> 5. On-going 6. The Tarrant County Emergency Shelter data migration is underway again. Social Solutions will migrate data since no administrative tools are available. Social Solutions will bill TCHC for service. 7. Project Descriptors updates are being completed quarterly
Software Development Issues (ETO)	<ol style="list-style-type: none"> 8. Implement a process to track and review software issues sent to the developer (Social Solutions) and their resolution 	<ol style="list-style-type: none"> 8. TCHC has launched an improved Help Desk and hired an additional HMIS staff

July 2017 HMIS Governance Committee Report

Data Quality Challenge	Activities to Address & Prevent Errors	Progress
	9. Compile and share a CoC “wish list” of improvements with Social Solutions	9. TCHC has completed the ETO survey and requested several features – such as server upgrades.
Changes in HUD Standards	10. Evaluate HUD changes impacting HMIS and provide concise monthly communications to program managers 11. Provide ad hoc trainings on HUD changes which could potentially impact data quality	10. The HMIS 5.1 data standards have been implemented—fewer than 50 data errors resulted from the conversion 11. Social Solutions training regarding the HMIS 5.1 standards was distributed to all end-users.
ETO User Survey: Results and Recommendations	12. Improved agreements for data-sharing between agencies 13. Produce system-level reports to enhance collaboration 14. Expand monthly Data Advisories 15. Training videos on creating custom reports 16. Training on using existing HUD standard reports 17. Capturing connection information of users and sending it to Social Solutions for analysis 18. Request Social Solutions upgrade servers	12. HMIS Committee met and revisions are underway 13. Targeted for September 1 st 14. All HUD universal elements are included in monthly Data Advisories 15. HMIS Office holding weekly report training 16. HMIS Office holding weekly report training 17. Ad hoc 18. Server upgrades completed

*These data errors for this report include both HUD Assessment and Demographics, whereas other Data Quality reports have only included Demographic errors.



HUD Data Quality Report

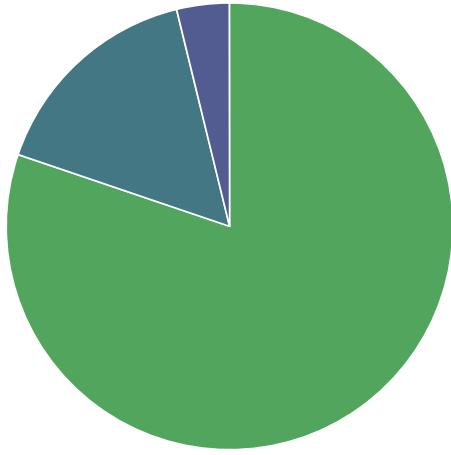
Region:	N/A	Datasource:	ETO_TarrantCountyHC
Import:	All Imports	Date Range:	10/01/2016 to 06/01/2017
Organization:	All Organizations	Data As Of:	06/05/2017
Project:	All Projects	Created By:	McWilliams,Kelly

Additional Filters: Project Types = Emergency Shelter, Transitional Housing, PH - Permanent Supportive Housing, PH - Housing with Services (no disability required for entry), Safe Haven, PH - Housing Only, Services Only, Other, Street Outreach, Homelessness Prevention, Day Shelter, PH - Rapid Re-Housing, Coordinated Assessment

Q1. Report Validations Table

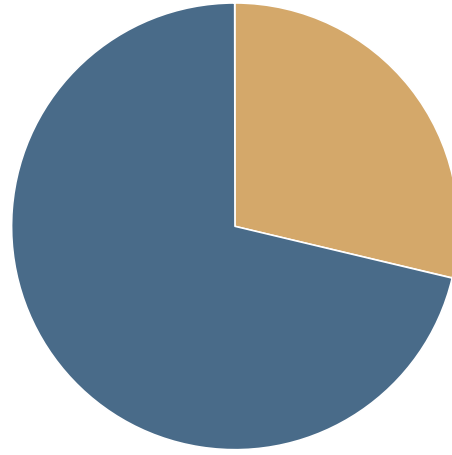
	# of Persons
Persons Served	10533
Adults (age 18 or over)	8448
Children (under age 18)	1684
Persons with Unknown Age	401
Leavers	3026
Adult Leavers	2398
Adult and Head of Household Leavers	2552
Stayers	7507
Adult Stayers	6050
Veterans	1060
Chronically Homeless Persons	1126
Youth Under Age 25	693
Parenting Youth Under Age 25 with Children	46
Adult Heads of Household	4941
Child Heads of Household	204
Heads of Household and Adult Stayers in project 365 days or more	2446

Adult, Child, Unknown



■ Adults ■ Children ■ Unknown

Leavers vs Stayers



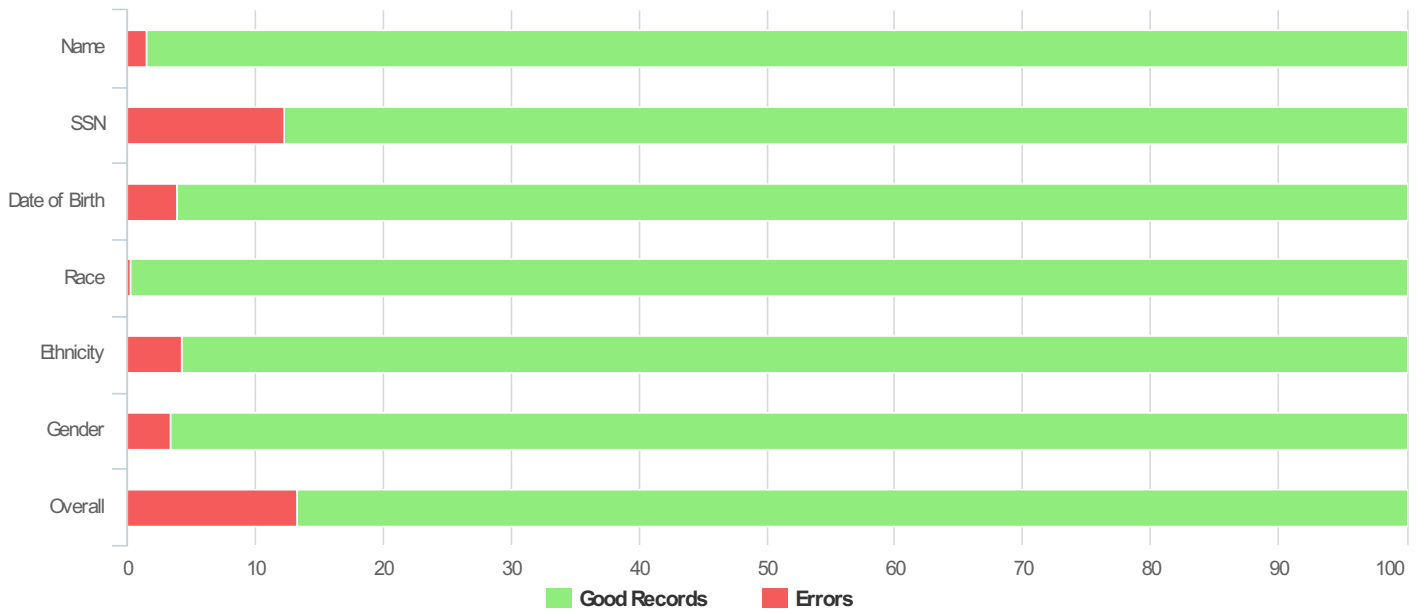
■ Leavers ■ Stayers



HUD Data Quality Report

Q2. Data Quality: Personally Identifiable Information

	Client Doesn't Know or Client Refused	Data Not Collected	Data Issues	% Error Rate
Name	0	0	155	1%
Social Security Number	380	568	341	12%
Date of Birth	14	393	2	4%
Race	32	32		0%
Ethnicity	26	424		4%
Gender	15	342		3%
Overall Score				13%

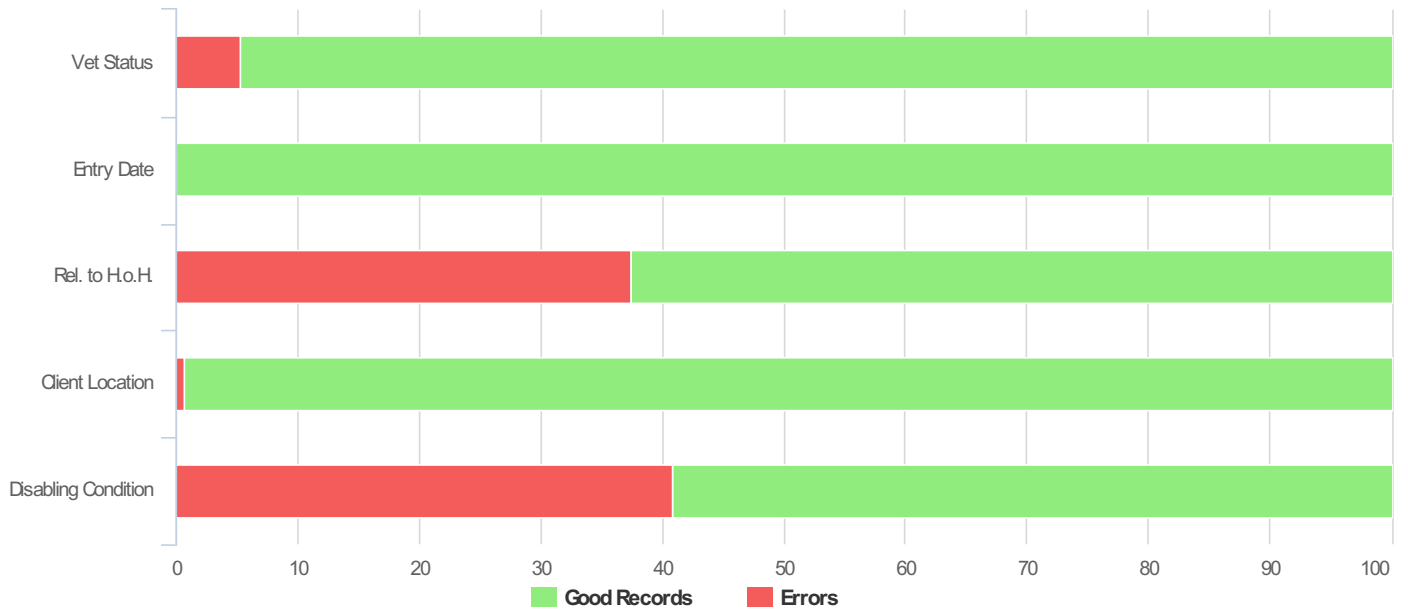




HUD Data Quality Report

Q3. Data Quality: Universal Data Elements

	Error Count	% of Error Rate
Veteran Status	449	5%
Project Entry Date	5	0%
Relationship to Head of Household	3947	37%
Client Location	31	1%
Disabling Condition	4305	41%

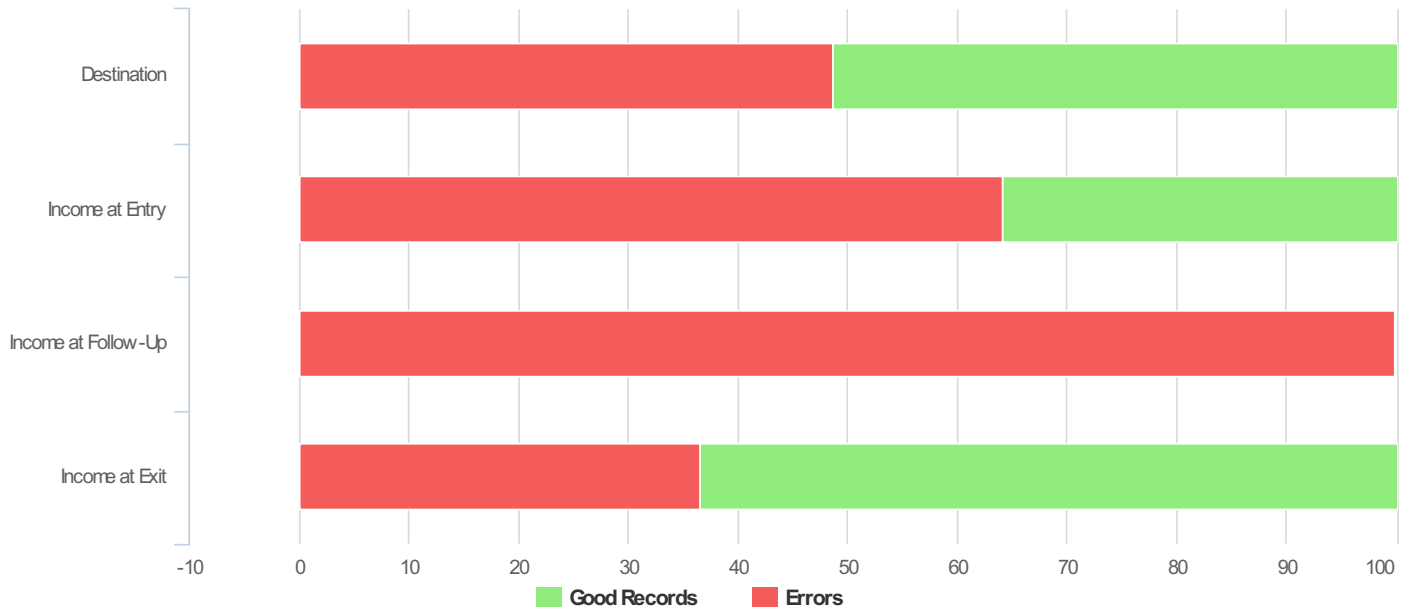




HUD Data Quality Report

Q4. Data Quality: Income and Housing Data Quality

	Error Count	% Error Rate
Destination	1471	49%
Income and Sources at Entry	3301	64%
Income and Sources at Annual Assessment	2448	100%
Income and Sources at Exit	933	37%

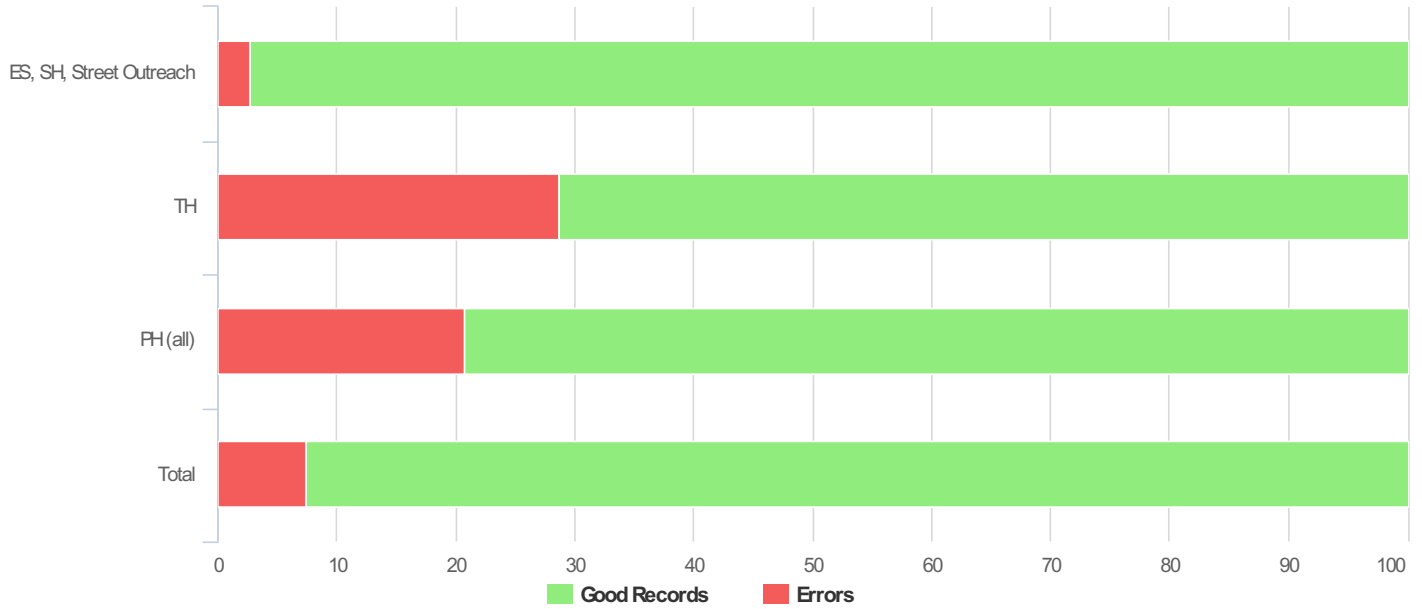




HUD Data Quality Report

Q5. Data Quality: Chronic Homelessness

	Count of Total Records	Missing Time in Institution	Missing Time in Housing	Approximate Date Started DK/R/Missing	Number of Times DK/R/Missing	Number of Months DK/R/Missing	% of records unable to calculate
ES, SH, Street Outreach	6145			138	130	157	3%
TH	339	0	44	53	50	51	29%
PH (all)	1849	0	128	240	212	241	21%
Total	8683						7%





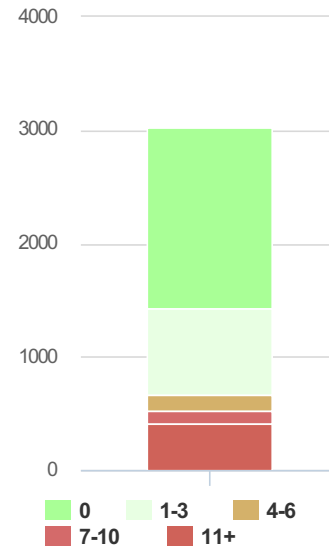
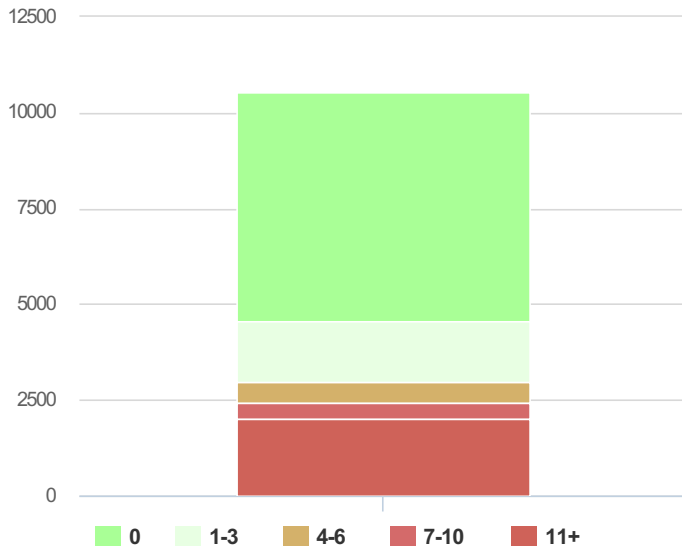
HUD Data Quality Report

Q6. Data Quality: Timeliness

	Number of Project Entry Records	Number of Project Exit Records
0 days	5977	1600
1-3 days	1582	764
4-6 days	559	139
7-10 days	418	111
11+ days	1997	412

Entry Records

Exit Records

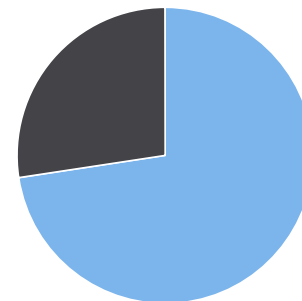
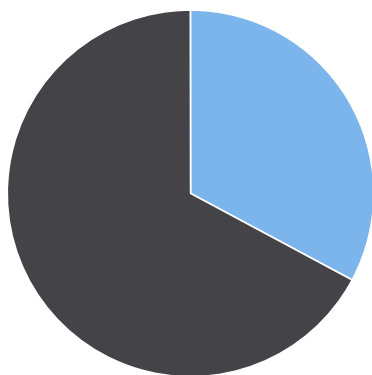


Q7. Data Quality: Inactive Records in Street Outreach and Emergency Shelters

	# of Records	# of Inactive Records	% of Inactive Records
Contact (Adults and Heads of Household in Street Outreach)	1592	814	51%
Bed Night (All clients in ES - N.B.N.)	1489	408	27%

Contact

Bed Night



Active Inactive

Active Inactive